



District Report Card: 2017


State: Chhattisgarh	District: Surguja
Class: 8	Subject: Language
Schools: 51	Students: 1200


Participation/Coverage


Students

<div>GENDER</div> <div></div>	Boys		Girls	
	Number	%	Number	%
	560	46.67	640	53.33

<div>AREA</div> <div></div>	Rural		Urban	
	Number	%	Number	%
	1014	84.50	186	15.50

<div>CATEGORY</div> <div></div>	SC		ST		OBC		GEN	
	Number	%	Number	%	Number	%	Number	%
	67	5.58	721	60.08	367	30.58	45	3.75

<div>CWSN</div> <div></div>	LD	VI	HI	S&LD	ID	Oth
	3	1	0	0	0	3

<div>Management</div> <div></div>	Government		Government-aided	
	Number	%	Number	%
	1120	93.33	80	6.67

Average Performance of Students in Language (%)

Overall	Gender		Area		Management		Social Group			
	Male	Female	Rural	Urban	Govt.	Aided	SC	ST	OBC	GEN
70.81	72.12	69.66	71.67	66.09	71.45	61.83	72.54	68.94	74.39	68.89

Performance on Learning Outcomes (LOs)

Learning Outcomes	Description	Average Performance(%)
L813	Read textual/non-textual materials with comprehension and identifies the details, characters, main idea and sequence of ideas and events while reading	70.81

Range of Performance of Students who Answered Correctly							
Below 30%		30% - 50%		50% - 75%		Above 75%	
Number	%	Number	%	Number	%	Number	%
46	3.83	149	12.42	429	35.75	576	48.00

Lowest Performing Learning Outcomes (LOs)

1 - Read textual/non-textual materials with comprehension and identifies the details, characters, main idea and sequence of ideas and events while reading (70.81)